

City of Oregon, IL
General Information

Com Ed (Electric Co.) - 1-800-334-7661

Nicor (Gas Co) - 1-888-642-6748

Frontier - internet, telephone and television - 1-877-462-8188

Comcast - internet, telephone and television - 1-866-594-1234
Customer Service - 1-888-736-6608

Oregon Police Dept: - Non Emergency Number - 732-2803

Hours: 8:30 am - 5:00 pm, Mon - Fri

(After hours call the Ogle County Sheriff's Department for an officer)

Ogle County Sheriff's Department (for information) - 732-2136

Ogle County Sheriff's Department (non-emergency for an officer) - 732-2162

EMERGENCY - 911

Oregon City Hall - 732-6321

Hours: 8:30 am - 5:00 pm, Mon - Fri

There is a drop box in the front door available for payments.

Oregon Water & Wastewater Department (contracted to MDES) - 732-7098

Oregon Street Department - 732-6411

Oregon Chamber of Commerce - 732-2100

Oregon Public Library - 732-2724

Oregon Park District - 732-3101

Oregon Post Office - 732-2418

Secretary of State - Driver's License Facility - 732-2492

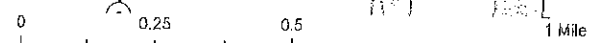
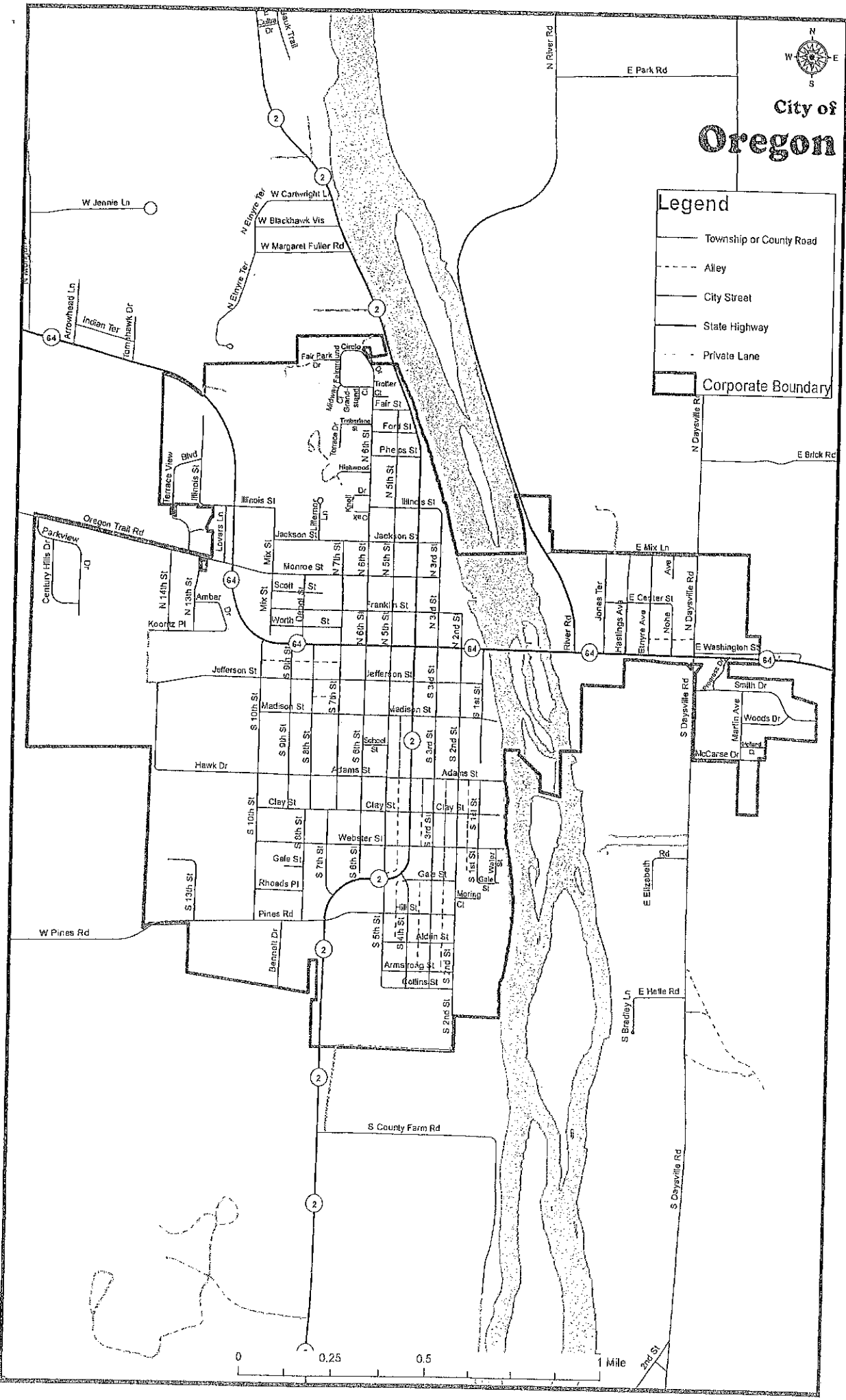
Ogle County Courthouse - 732-3201

City of Oregon



Legend

- Township or County Road
- Alley
- City Street
- State Highway
- Private Lane
- Corporate Boundary



City of Oregon
Curbside Refuse, Recycling and Yard Waste Collection Program
Starting December 2017

Moring Disposal is pleased to announce that effective December 6, 2017 the City of Oregon will begin a brand new era of waste collection with the first day of automated curbside collection of household refuse and recycled materials. With this program, each single family residence will receive two 95 gallon carts commonly referred to as toters. We would like to extend our sincere thanks to the City of Oregon for your continued confidence in our organization. This outline is being provided to all residents who are covered under this new agreement as an overview of how the new program will work. If residents follow these guidelines closely, you will enjoy a much easier, cleaner and more convenient refuse collection system.

UPCOMING IMPORTANT DATES

Monday, November 27, 2017

- This will be the start of the final week for the old collection program in Oregon, with Friday, December 1, 2017 being the final day.
- Monday is also the day that the new containers will start being delivered. The delivery process will take most of the week so please do not be concerned if you do not get your trash and recycling containers right away.

Wednesday, November 29th

- The 18 gallon recycling bins will be dumped for the final time on this day. If you wish to have your recycling bins picked up, simply leave the *empty* bin at the curb after your last pick up along with any other recycling bins you need to discard.

Wednesday, December 6, 2017

- The new automated curbside service begins at 6:00 am. We ask that residents have their toters at the curb for pickup no later than 6:00 a.m. as the trucks will start promptly at that time. As always, it is recommended that refuse be set out the evening before whenever possible.

TOTER PROGRAM GUIDELINES AND INFORMATION

- All residential dwellings up to and including (4) units that do not have dumpster service in the City of Oregon will be provided with one 95 gallon toter for household trash and one 95 gallon toter for recyclable items. The trash toter will have a dark brown lid and the recycling toter will have a tan lid. Protecting the environment is very important to all of us, so we ask that residents use each toter *only* for its designated material.
- These containers are light weight with lids and equipped with large durable wheels which make them easily manageable for all users. They will provide uniformity, cleanliness and significant improvement in the overall convenience of your refuse collection program in Oregon.
- Customers who currently have their trash and recycling picked up on Monday or Friday will be changing to Wednesday. All disposal, recycling, and yard waste services in the City of Oregon will be provided on Wednesday.
- The service schedule will include weekly collection of trash and recycling. Yard waste collection will remain the same being provided every week on Wednesdays from April 1st through the final Wednesday in November.
- Toters set out for collection should be set at the curb the night before your pick up day or no later than 6:00 a.m. to ensure pick up and all containers should be removed from the curb or roadside by 6:00 p.m. on the pick-up day.

- In the event that you have more refuse than your 65 gallon toter will hold, extra bags that do not exceed 35 gallons in capacity and 35 gallons in weight may be set out next to your toter. Each extra bag will require a garbage sticker. You can purchase garbage stickers for \$2.00 each at the following locations:

City of Oregon.....115 N. 3rd Street
 Shell Express Lane.....SE Corner 4th & Jefferson Streets
 Oregon BP..... 108 E. Washington Street

- Each toter has a unique serial number and will be permanently assigned to an address. If you move from your current residence, we ask that you leave both toters inside the garage or other secure area for the next residents to use.

FREQUENTLY ASKED QUESTIONS

Should I put my refuse in bags in the toter? Yes. We encourage residents to bag the trash in their trash toter with the dark brown lid to help prevent blowing during collection and maintain cleanliness of the toters.

What about bagging or separating my recyclables? We take our recyclables to a facility to be sorted, so there is less work for residents. That being said, it is helpful with junk mail and other paper items to put them in a paper grocery bag and wrap up the top to prevent possible blowing when the truck dumps the container. Please remember to check our list of acceptable items as well, some items like plastic grocery bags are not accepted.

What if I cannot fill both toters each week? You do not have to set the toters out each week. Residents may choose to only set out toters when they are full. Likewise, toters can be set out each week even if they are only partially full. The weekly service is yours to use as you need it.

What happens when a toter gets damaged? Please call Moring Disposal as soon as you see any damage to your toter and we will either repair or replace the container. Since these are included in the program, we will cover repair or replacement costs. However, toters damaged or destroyed due to abuse or negligence by the user will be replaced by Moring Disposal upon payment of a \$100.00 replacement fee by the resident.

What do I do with the toters when I move? Toters are assigned to the specific address where they are delivered. We ask that if the property is sold and will be occupied again right away that the empty toters are left for the next owners inside a garage or some other secure area on the property where they will be protected from loss or damage. If the property may be vacant for an extended period of time we ask that the customer let the City know this when they stop the service.

Please feel free to contact us at any time with questions regarding any aspect of your curbside waste collection program at 800-423-0759. We thank you again for your continuing business with our company.

Moring Disposal Inc.

RECYCLING PREPARATION GUIDELINES

- Recycling totes with *tan lids* may be set out every week the night before your pick up day or no later than 6:00 a.m. on your pick up day and should contain recycled items ONLY.
- Recyclable items can be loose and co-mingled together in your recycling tote but residents are encouraged to place smaller recyclables (mail, shredded paper, etc.) in paper grocery bags inside your tote to minimize the risk of blowing.
- In the event that you have additional recyclable items, you may place items in a separate paper bag, cardboard box or container clearly marked for recycling beside the tote.
- Please do not dispose of plastic bags in your recycling tote or use them to contain excess recyclable items as these contaminate the recycled material. Styrofoam and blister packaging are also unacceptable.
- Recycled items in your tote must be empty and free of food, drink, or any residue.

METAL PRODUCTS

Tin & Aluminum: Cans, formed aluminum and tin containers including old pie and cake tins. Empty and rinse container completely. Place lids inside of cans. Labels do not have to be removed.

GLASS PRODUCTS

Jars & Bottles only: Empty and rinse container completely. Labels do not have to be removed.

PLASTIC PRODUCTS

Jugs and bottles: Containers with the numbers 1 through 7 on the bottom (Except Styrofoam and blister packaging). Empty and rinse container completely. Labels do not have to be removed.

PAPER PRODUCTS

Newsprint: All newsprint is acceptable.

Junk Mail: Includes envelopes, fliers, brochures, bill stubs and advertisements in bills, old papers, all white and colored papers.

Other Paper Items: Catalogs, magazines, phone books, soft cover books (hard cover books need covers removed).

Brown Kraft Paper Bags: Grocery, shopping, lunch bags, etc.

Corrugated (Cardboard Boxes): Break down, bundle or stack boxes to *easily fit* in your tote or stack excess beside your tote in manageable sizes not exceeding 3 foot square.

Other Cardboard: Food boxes, clothing boxes, shoe boxes, toy & game boxes, beverage cartons, soda boxes, etc.

NOTE: OWNERS OF RENTAL PROPERTIES ARE ASKED TO MAKE THIS OUTLINE AVAILABLE FOR TENNANTS.

Please contact Moring Disposal with questions
815-938-3602

GARBAGE PREPARATION GUIDELINES

- Trash totes with *chocolate brown lids* must be set out the night before your pick up day or no later than 6:00 a.m. on your pick up day.

Holiday Schedule: Pick up will be delayed by one day when the following holidays fall on or before your day.

New Year's Day	Labor Day
Memorial Day	Thanksgiving Day
Independence Day	Christmas Day

- Bagging your items (especially perishable items) whenever possible will keep totes clean and prevent blowing of loose material on windy days.
- Only extra trash bags not exceeding 35 gallons in capacity or 35 lbs. in weight can be set with your trash tote and will be collected with a \$2.00 extra trash sticker securely attached around the neck of the bag. Stickers may be purchased at the following locations:

Bulky Waste Service: Single furniture items and items that do not *easily* fit in a 35 gallon container are considered bulky waste. Bulky waste *excludes:* electronics, TV antennas, construction and remodeling material, landscape timbers, old car parts, etc. Residents requiring service should contact Moring Disposal to make arrangements as a separate truck may be necessary. Charges may apply and residents are encouraged to seek scrap metal dealers for discarded metal items.

Electronic items are no longer accepted at the landfills; therefore, no large or small electronics will be accepted in your trash. There are many other disposal opportunities listed at www.moringdisposal.com. We will be updating the website with new disposal options (e-recycling) in the area.

Major Appliances (White Goods): Residents may contact Moring Disposal to make arrangements for removal of these items. Charges may apply and refrigeration units must have Freon removed with a certification from a licensed technician attached prior to pickup.

Construction/Demolition Debris: Material from construction and remodeling (including toilets, carpet, wood, drywall, rock, sand, brick, dirt, etc) are not included with the weekly curbside collection even in small amounts and therefore, need specific arrangements for collection. Residents requiring service can contact Moring Disposal for container sizes, pricing and availability.

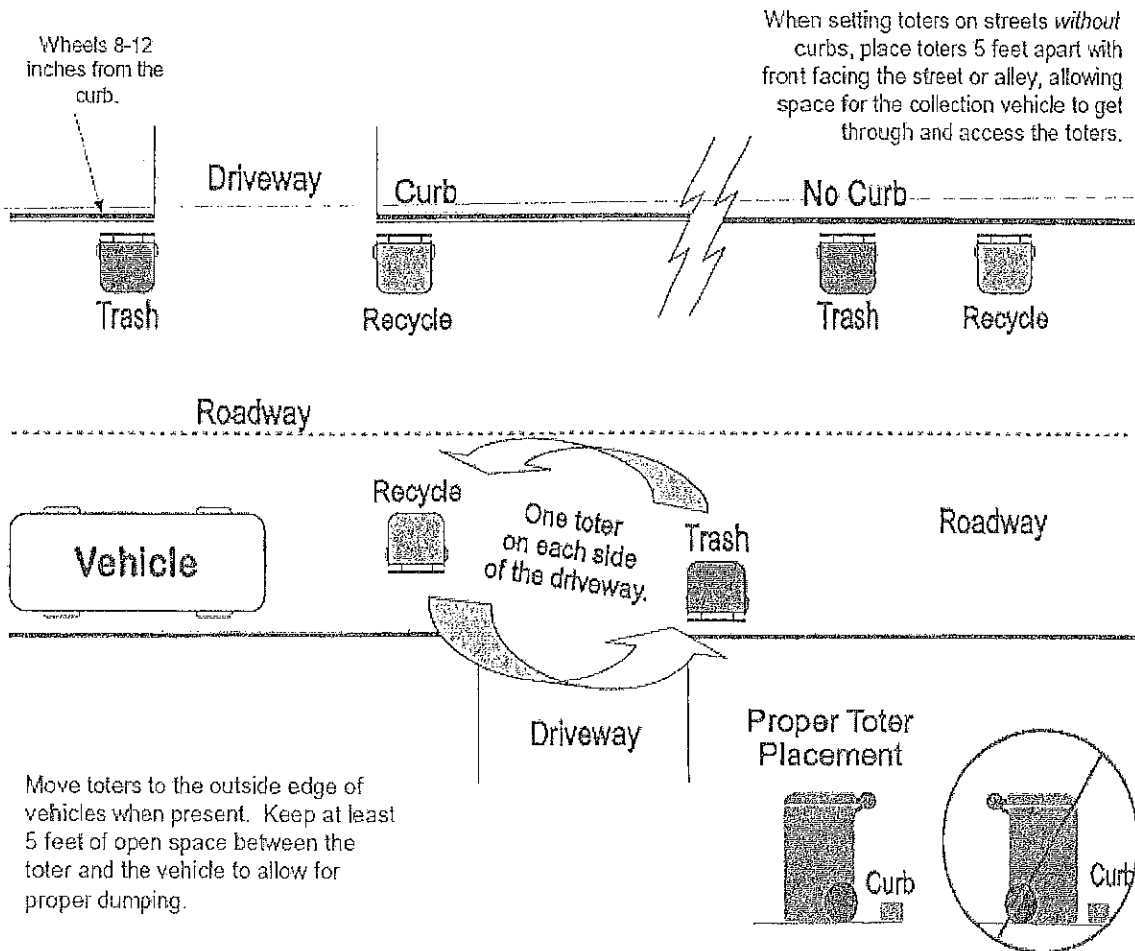
Household hazardous waste: Residents should look for county sponsored programs, which are held periodically.

City of Oregon
Morning Disposal Collection Guidelines

TOTER PLACEMENT GUIDELINES

- The front side of the toter has the toter number and should face the street with the lid closed.
- The trash toter should be placed on one side of the drive with the recycling toter on the opposite side.
- There will be no alley pick up of toters.
- On streets *without* curbs and gutters, toters should be placed at the end of your driveway flush with the road.
- Streets *with* curbs and gutters should place the toter in the road 8-12 inches out from the curb.
- If toters are set on a side street or property with no drive, they should be set at least 5 feet apart.
- Toter access should be unobstructed. In cases where vehicles are parked in the roadway, toters must be set out even with the driver's side edge of the vehicle and placed at least 5 feet away from vehicles.
- Toters should be removed from the curb on your pick up day by 6:00pm.
- Toters can be kept between pick up days outside or in your garage.
- The toters delivered to a specific address are assigned to that address. If you move from your residence, place both toters inside the garage or other secure area for the next resident to use.

Toter Placement Diagram



HOUSEHOLD HAZARDOUS WASTE DISPOSAL INFORMATION

Thank you for your concern about household hazardous waste. Nearly every home contains hazardous materials. A material is considered hazardous if it's:

- Toxic - can injure or kill if swallowed, inhaled or absorbed through the skin
- Flammable - may explode or ignite, even when cool
- Corrosive - can cause permanent tissue damage through contact
- Irritant - can irritate or inflame the skin, eyes, nose, throat or lungs.

How many hazardous products are in your home? Here are some of the most common:

- Kitchen: oven cleaner, drain cleaner, floor-care products
- Bathroom: toilet cleaner, polish remover, hair color, aerosol deodorant, some cosmetics, medications
- Laundry Room: detergent, chlorine bleach, spot remover, softener, spray starch
- General Household: ammonia-based cleaner, furniture polish, mothballs, some air fresheners, insecticides, flea and tick powder, metal cleaner, household batteries
- Workshop: paint, glue, varnish, paint thinner & strippers, turpentine, stains, etc.
- Garage: motor oil, gasoline, antifreeze, car batteries, lighter fluid, pool chemicals, herbicides.

The best way to get rid of many of these products is to carefully use them up as intended. If they are unusable, they should be disposed of safely. Illinois residents are invited to take advantage of one day collection events throughout the state each year, or there is a permanent Household Hazardous Waste drop off site at this location:

Rock River Water Reclamation District
3333 Kishwaukee Street
Rockford, IL
Phone: 815-987-5570 (City), Or: 217-785-8604 (IEPA)

The hours of operation are Saturdays, 8:00 a.m. - 4:00 p.m. and
Sundays, noon to 4:00 p.m.

Items such as oil based paint, thinners, solvents, oil, old gasoline, mercury thermostats & thermometers, insecticides, pesticides, herbicides, lead-acid (automotive) batteries, household and rechargeable batteries ("D" cells, 9-volt, etc.), fluorescent bulbs, used hypodermic needles (sharps must be packed in thick walled, labeled plastic bottles like detergent bottles), corrosives, oxidizers, and poisons are accepted.

Items which will not be accepted are: explosives, ammunition, radioactive materials, compressed gases, garbage, yard waste, tires, farm chemicals, or business wastes.

This Household Hazardous Waste collection site is a cooperative effort between the Illinois Environmental Protection Agency, the Rock River Water Reclamation District and the City of Rockford. It is open to Illinois residents at no charge.

Thanks for helping to protect your environment and your health!

Ogle County Solid Waste Management Department

Steve Rypkema, Director

909 W. Pines Road, Oregon, IL 61061

(815) 732-4020 www.oglecountysolidwaste.org

SECURE RECYCLING SERVICES

Secure Recycling Services is a recognized collector, recycler and refurbisher of electronic waste (E-waste) in Illinois.

A division of Kreider Services, residents may drop off used/out of date electronic items (see list to the right) at Secure Recycling Services between the hours of 9:00 a.m. — 2:00 p.m. Monday thru Friday.

According to Illinois law (*Electronic Products Recycling and Reuse Act; Public Act 095-0959*), electronic waste collectors may accept no more than ten (10) Covered Electronic Devices (CED) or Eligible Electronic Devices (EED) at one time from individual members of the public. ***CEDs and EEDs are identified in the listing to the right.***

Secure Recycling Services is not able to accept all e-waste. For a list of electronics not currently accepted by Secure Recycling Services please call (815) 288-1602.

Secure Recycling Services has 24 hour surveillance. Violators who illegally dump electronic equipment (or other items) at SRS will be prosecuted to the fullest extent of the law.

1115 Warp Rd., Dixon, IL

This brochure is printed on recycled paper

- Adding machine
- Answering machine
- Calculator
- Camera
- Camcorder
- CDs & DVDs
- CD player
- CD Rom drive
- Cell phone
- Computer, desktop
- Computer, laptop
- Computer cable
- Computer monitor
- Copy machine
- Credit card machine
- Disk player
- DVD player
- Electric typewriter
- Fax machine, stand alone
- Floppy disk drive
- Ink cartridge
- Joy stick
- Keyboard
- Main frame
- Medical equipment
- Modem
- Mouse
- MP3 player
- Pager
- PDA
- Postage machine
- Printer
- Projector
- Remote control
- Scanner
- Server
- Shredder
- Stereo equipment
- Tape drive
- Telephone
- Telephone system
- Television
- Terminal
- Toner cartridge
- VCR
- Video Cassette Player
- Video game console
- Zip drive
- Covered Electronic Device (CED)
- Eligible Electronic Device (EED)

Disposal of Unwanted or Unused Pharmaceuticals

Don't Flush!

The age-old advice of flushing pharmaceuticals down the toilet is now considered to be the least desirable of all alternatives. For many years many households and businesses have gotten into the habit of flushing waste pharmaceuticals down the toilet or pouring them down the drain because it is low cost and appears to be the simplest way to prevent unintended use or other diversion. However, wastewater treatments plants and septic systems are generally not designed to treat pharmaceutical waste. So don't flush your waste drugs!

Residents are advised to save all old or unwanted medications for an Illinois EPA sponsored household hazardous waste collection. In addition, the Illinois EPA is partnering with many counties to sponsor dedicated collections for old/unwanted pharmaceuticals.

Illinois EPA Recommended Handling/Disposal Options for Households

- 1. REDUCE** pharmaceutical waste whenever possible.
 - Use all antibiotics as prescribed by your doctor. Not using all doses of an antibiotic could lead to development of antibiotic resistant strains of bacteria.
 - Buy only as much as can reasonably be used before the expiration date. For example, don't buy 500 aspirin just because it's cheaper, unless you will use them all.
 - When your doctor prescribes a new medication, ask the doctor to prescribe only enough to see if the medication will work for you and in the lowest dose advisable. That way, if the medication doesn't suit you, there is less to waste. Do the same for your pet's medications.
- 2. DISPOSE** of the remainder properly.
 - Whenever possible, take your unused pharmaceuticals to a pharmaceutical collection program or household hazardous waste collection event.

Pharmaceutical Disposal continued...

If a collection program does not exist in your area, encourage your health care provider, local governments and local law enforcement to develop one. **Note:** If you choose to store your waste while you wait for a pharmaceutical collection event to occur, please minimize the risk of accidental poisoning, overdose or diversion (illegal use by someone other than the intended person) by storing medication out of reach of children or in a locked cabinet.

- Dispose of your unused pharmaceuticals in the trash. Especially when there is a risk of accidental poisoning, overdose or diversion, it is better to dispose of household pharmaceuticals than to hang onto them. When placing unused pharmaceuticals in the trash, be sure to do the following:
 - Remove or mark over all labels that identify the materials as pharmaceuticals or that could provide personal information about you, including prescription information that someone could try to refill.
 - Render them unattractive to children and thieves by dissolving them in a small amount of water or alcohol, or by grinding them up and mixing them with coffee grounds or kitty litter; and
 - Put them in a second container or small plastic bag and hide them in your trash.
- Never burn pharmaceuticals or personal care products in a burn barrel. Uncontrolled burning can create dioxins and other air pollutants.

Illinois Environmental Protection Agency

1021 North Grand Avenue East

P.O. Box 19276

Springfield, Illinois 62794-9276

Phone: 217-782-3397

www.epa.state.il.us



State of Illinois


Pat Quinn, Governor

Illinois Environmental Protection Agency

Douglas P. Scott, Director



What You Need to Know About Disposing of Household Hazardous Waste & Pharmaceuticals



Household Hazardous Waste Information

- Household Hazardous Waste Collections Acceptable & Unacceptable Wastes
- Household Hazardous Waste Collection Facilities
- Used Paint Disposal Alternatives
- Disposal of Unwanted or Unused Pharmaceuticals



problems in fish and other aquatic wildlife, if medicines are flushed.



Waste Medicine Disposal

The sponsoring law enforcement agencies listed are providing residents of Ogle County the opportunity to properly and safely dispose of unwanted, unused and expired medications. Medicine will be accepted from households only.

Items accepted: prescription and over-the-counter medications, vitamins, supplements and pet medication.

Items NOT accepted: Needles or sharps, thermometers, hydrogen peroxide, aerosol cans, medicine from businesses or clinics.

Medicine will be accepted in any form, including blister packs, capsules, creams, gels, liquids, patches, pills, powder, sprays vials, etc.

Empty pills into sealable plastic bag and deposit into drop box. Recycle empty pill bottle. For liquid medicine, leave in container, black out personal information, seal in plastic bag and deposit into drop box.

Locations

Ogle County Corrections Center (jail)



Byron Police Department

Forreston Police Department

Mt. Morris Police Department

Oregon Police Department



Polo Police Department

Rochelle Police Department
(No dropbox-give to the clerk)

Hours: Container outside the Ogle County jail is open continuously, 24 hours a day, 7 days a week. Others - during business hours.

IEPA/Rock River Water Reclamation Dist.,
3333 Kishwaukee St. Rockford, IL.
Ph: 815-987-5600. Hours of operation:
Saturday, 8:00 am - 4:00 pm
Sunday, noon to 4:00 pm

None of the waste medicine locations listed above accept sharps for disposal (see sharps disposal services on previous page).

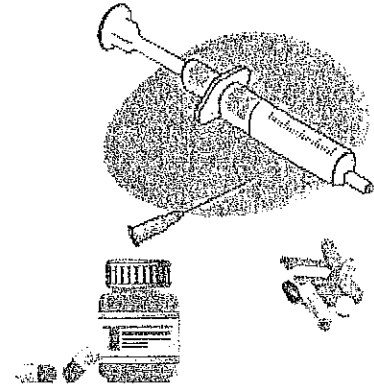
For more information contact:

Ogle County Solid Waste
Management Department
www.oglecounty.org
815-732-4020

2013



Residential Medicine & Sharps Disposal



Ogle County Solid Waste Management Department

909 W. Pines Road
Oregon, IL 61061
815-732-4020
www.oglecounty.org